



RELEASE DATE: 17.01.2023

HOURS: 10:00

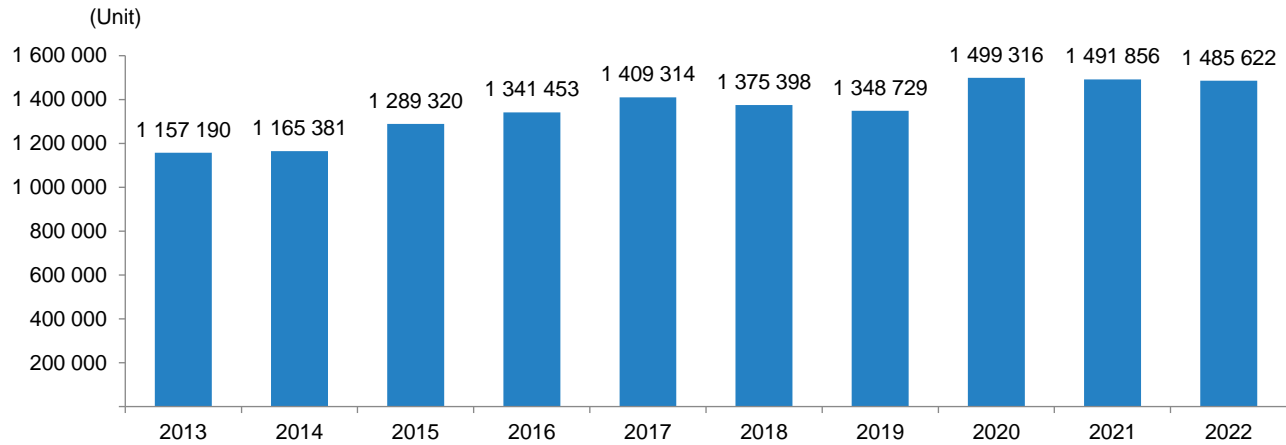
NUMBER: 49526

## House Sales Statistics, December 2022

### In Türkiye, a million 485 thousand 622 houses were sold in 2022

In Türkiye, house sales decreased by 0.4% in 2022 compared to the previous year and became a million 485 thousand 622. For the house sales of 2022, İstanbul had the highest share of house sales with 17.5% and 259 thousand 654 house sales. The followers of İstanbul were Ankara with 126 thousand 166 house sales with 8.5% and İzmir with 83 thousand 502 house sales with 5.6%. The provinces with the lowest number of sales were Ardahan with 468, Hakkari with 910 and Bayburt with 956 house sales

### House sales, 2013-2022



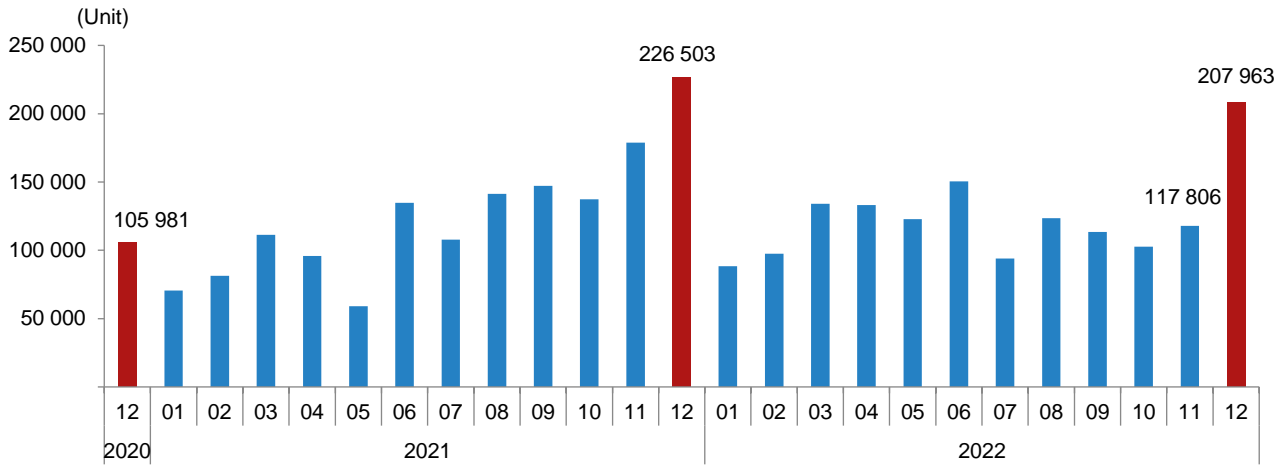
### In December 2022, 207 thousand 963 houses were sold in Türkiye

In December, house sales decreased by 8.2% compared to the same month of the previous year and became 207 thousand 963. For the house sales of December 2022, İstanbul had the highest share with 17.7% and 36 thousand 744 house sales. The followers of İstanbul were Ankara with 16 thousand 365 house sales and Antalya with 11 thousand 168 house sales with the share of 7.9% and 5.4% respectively. The province with the lowest number of sales was Ardahan with 58 house sales.

### Number of house sales, December 2022

	December			January - December		
	2022	2021	Change (%)	2022	2021	Change (%)
<b>House sales by type</b>	<b>207 963</b>	<b>226 503</b>	<b>-8.2</b>	<b>1 485 622</b>	<b>1 491 856</b>	<b>-0.4</b>
Mortgaged sales	21 796	45 260	-51.8	280 320	294 530	-4.8
Other house sales	186 167	181 243	2.7	1 205 302	1 197 326	0.7
<b>House sales by state</b>	<b>207 963</b>	<b>226 503</b>	<b>-8.2</b>	<b>1 485 622</b>	<b>1 491 856</b>	<b>-0.4</b>
First sales	77 889	76 747	1.5	460 079	461 523	-0.3
Second hand sales	130 074	149 756	-13.1	1 025 543	1 030 333	-0.5

## House sales, December 2022



## Mortgaged house sales became 21 thousand 796

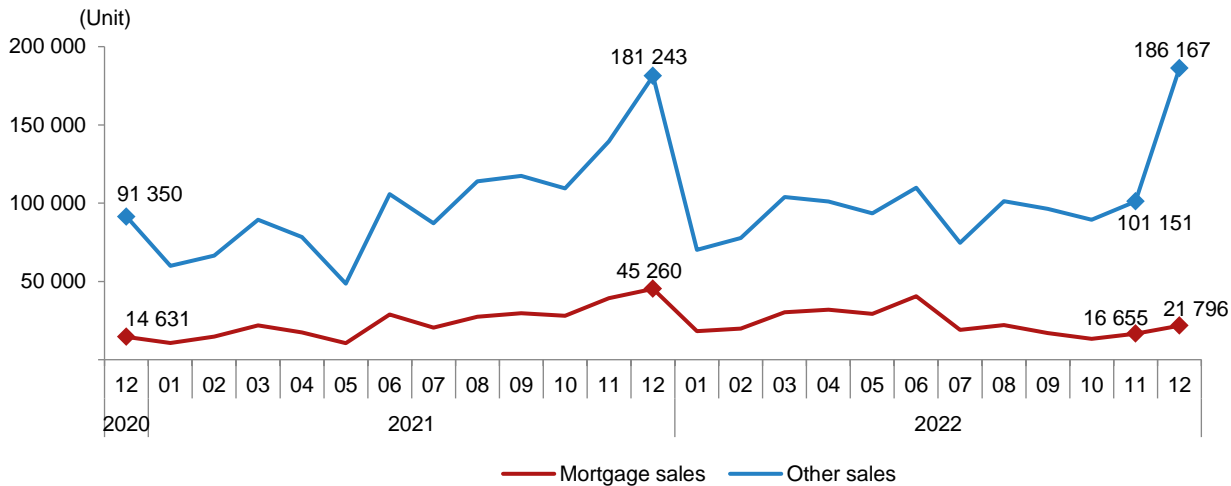
In Türkiye, mortgaged house sales decreased by 51.8% in December compared to the same month of the previous year and became 21 thousand 796. In 2022, mortgaged house sales decreased by 4.8% compared to the previous year and became 280 thousand 320. The share of mortgaged house sales was 10.5% for December 2022 and 18.9% for 2022.

6 thousand 971 of mortgaged house sales in December and 77 thousand 141 of mortgaged house sales in 2022 were first sales.

## Other house sales became 186 thousand 167

In Türkiye, other house sales increased by 2.7% in December compared to the same month of the previous year and became 186 thousand 167. In 2022, other house sales increased by 0.7% compared to the previous year and became a million 205 thousand 302. The share of other house sales was 89.5% for December 2022 and 81.1% for 2022.

## House sales by type, December 2022



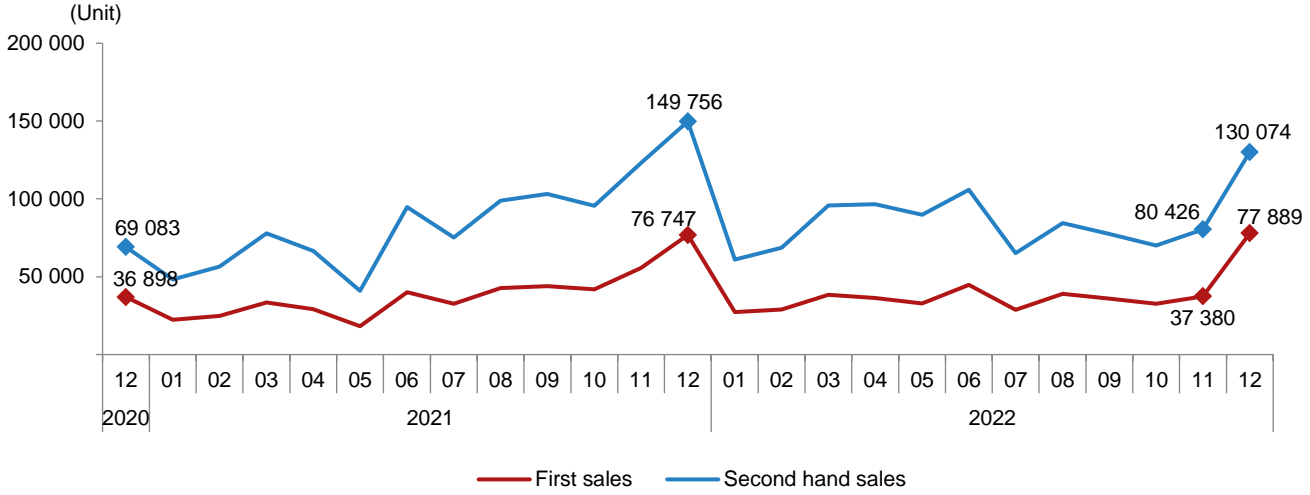
## 77 thousand 889 houses were sold for the first time

In Türkiye, first time house sales increased by 1.5% in December compared to the same month of the previous year and became 77 thousand 889. In 2022, first time house sales decreased by 0.3% compared to the previous year and became 460 thousand 79. The share of first time sales was 37.5% for December 2022 and 31.0% for 2022.

## Second hand house sales became 130 thousand 74

In Türkiye, second hand house sales decreased by 13.1% in December compared to the same month of the previous year and became 130 thousand 74. In 2022, second hand house sales decreased by 0.5% compared to the previous year and became a million 25 thousand 543. The share of second hand sales was 62.5% for December 2022 and 69.0% for 2022.

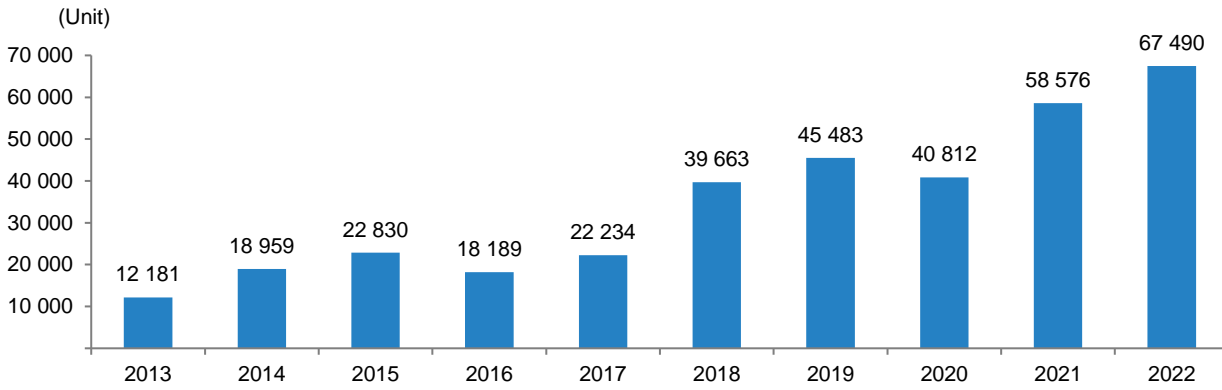
## House sales by state, December 2022



## In Türkiye, 67 thousand 490 houses were sold to foreigners in 2022

House sales to foreigners increased by 15.2% in 2022 compared to the previous year and became 67 thousand 490. House sales to foreigners had 4.5% share of all house sales. İstanbul ranked first with 24 thousand 953 sales to foreigners in 2022. Antalya was the second province with 21 thousand 860 sales. Antalya was followed by Mersin with 4 thousand 316 sales.

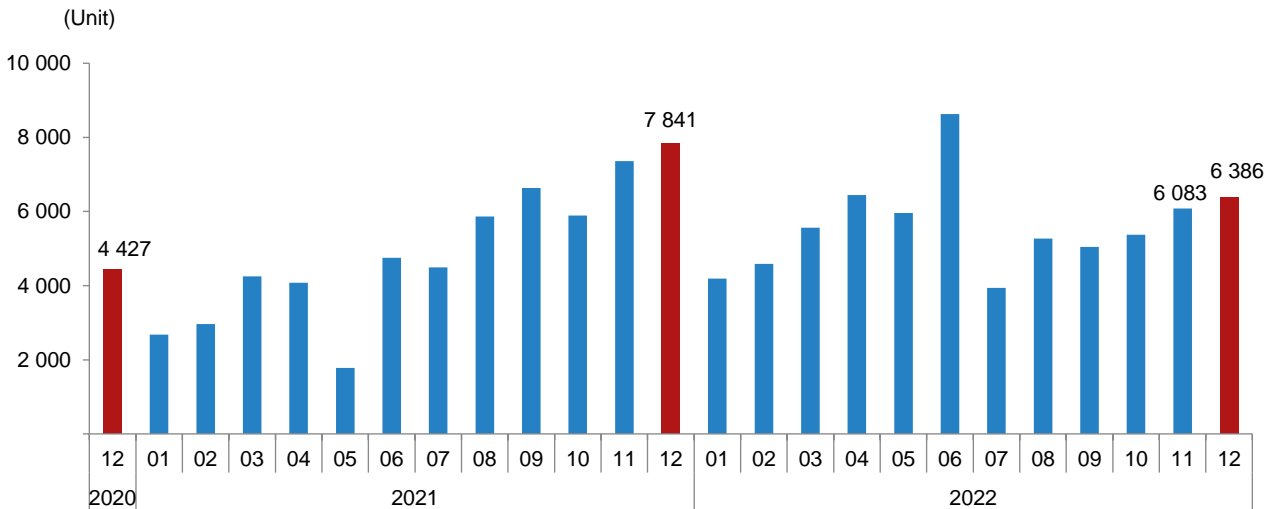
### House sales to foreigners, 2013-2022



## In Türkiye, 6 thousand 386 houses were sold to foreigners in December

In December, house sales to foreigners decreased by 18.6% compared to the same month of the previous year and became 6 thousand 386. House sales to foreigners had 3.1% share of all house sales. Antalya ranked first with 2 thousand 465 sales to foreigners. The followers of Antalya were İstanbul with a thousand 968 house sales and Mersin with 663 house sales to foreigners.

### House sales to foreigners, December 2022

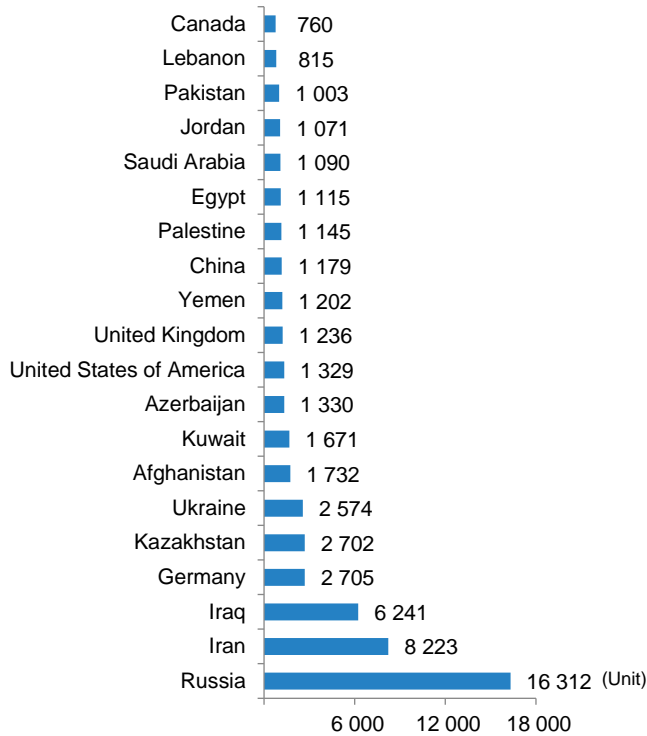


## House sales were mostly made to Russia citizens according to country nationalities in 2022

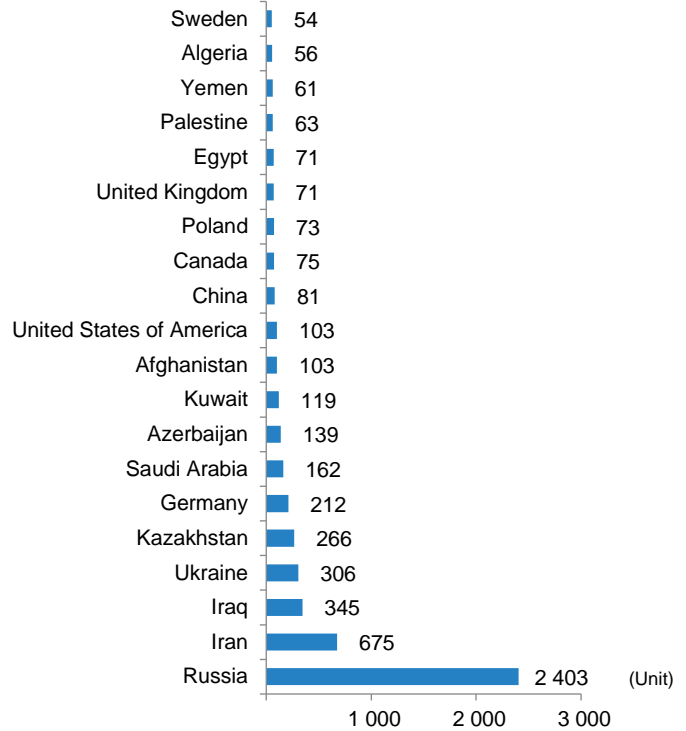
Russia citizens bought 16 thousand 312 houses from Türkiye in 2022. The followers of Russia citizens were Iran citizens with 8 thousand 223 house sales and Iraq citizens with 6 thousand 241 house sales.

In December 2022, Russia citizens bought 2 thousand 403 houses from Türkiye. The followers of Russia citizens were Iran citizens with 675 house sales and Iraq citizens with 345 house sales.

### House sales by nationalities for top 20, 2022



### House sales by nationalities for top 20, December 2022



## In Türkiye, women bought 484 thousand 654 and men bought 821 thousand 132 houses in 2022

While 484 thousand 654 houses with share 32.6% were bought by women and 821 thousand 132 houses with share 55.3% were bought by men, 24 thousand 193 houses with share 1.6% were bought jointly by women and men in Türkiye.

### Number of house sales by genders, 2022

	2022		2021	
	Unit	Share (%)	Unit	Share (%)
<b>Toplam</b>	<b>1 485 622</b>	<b>100.0</b>	<b>1 491 856</b>	<b>100.0</b>
Male	484 654	32.6	506 495	34.0
Female	821 132	55.3	819 730	54.9
Joint ownership	24 193	1.6	28 900	1.9
Other <sup>(1)</sup>	155 643	10.5	136 731	9.2

(1) Refers to the house sales (corporate and foreign) other than those done by women and men individually or jointly.

The next release on this subject will be on February 17, 2023.